



CHROME

WIRE SHELVING



with
Optional Casters

Item #: _____ Qty #: _____
 Model #: _____
 Project #: _____

WIRE SHELVING

CHROME POSTS WITH ADJUSTABLE FOOT

Numbered Posts




CHROME POSTS

MODEL #	Post Height	Boxed Weight
ECP-14	14"	4 lbs.
ECP-34	34"	8 lbs.
ECP-54	54"	12 lbs.
ECP-64	64"	15 lbs.
ECP-74	74"	17 lbs.
ECP-86	86"	20 lbs.

CHROME POSTS FOR CASTERS

MODEL #	Post Height	Post Height with Casters	Boxed Weight
ECPC-14	14"	20"	4 lbs.
ECPC-34	34"	40"	8 lbs.
ECPC-54	54"	60"	12 lbs.
ECPC-64	64"	70"	15 lbs.
ECPC-74	74"	80"	17 lbs.
ECPC-86	86"	92"	20 lbs.

Posts are packed 4 to a box.



Rubber
Caster

Poly
Caster

MODEL #	Shelf Size	Boxed Weight
EC-1424	14" x 24"	35 lbs.
EC-1430	14" x 30"	41 lbs.
EC-1436	14" x 36"	47 lbs.
EC-1442	14" x 42"	52 lbs.
EC-1448	14" x 48"	58 lbs.
*EC-1460	14" x 60"	38 lbs.
*EC-1472	14" x 72"	45 lbs.
EC-1824	18" x 24"	39 lbs.
EC-1830	18" x 30"	45 lbs.
EC-1836	18" x 36"	51 lbs.
EC-1842	18" x 42"	56 lbs.
EC-1848	18" x 48"	64 lbs.
*EC-1854	18" x 54"	35 lbs.
*EC-1860	18" x 60"	41 lbs.
*EC-1872	18" x 72"	49 lbs.
EC-2124	21" x 24"	41 lbs.
EC-2130	21" x 30"	48 lbs.
EC-2136	21" x 36"	55 lbs.
EC-2142	21" x 42"	63 lbs.
EC-2148	21" x 48"	70 lbs.
*EC-2154	21" x 54"	41 lbs.
*EC-2160	21" x 60"	45 lbs.
*EC-2172	21" x 72"	48 lbs.
EC-2424	24" x 24"	44 lbs.
EC-2430	24" x 30"	51 lbs.
EC-2436	24" x 36"	58 lbs.
EC-2442	24" x 42"	64 lbs.
EC-2448	24" x 48"	72 lbs.
*EC-2454	24" x 54"	41 lbs.
*EC-2460	24" x 60"	47 lbs.
*EC-2472	24" x 72"	55 lbs.

24" to 48" length shelves are packed 4 to a box and
 *54", 60" and 72" shelves are packed 2 to a box.

FEATURES:

- 3 truss design (Shelves with 24", 30" & 36" Lengths have two trusses)
- Each shelf holds up to 800 lbs. evenly distributed weight.
- NSF approved for dry storage and heated environments only.
- Posts are numbered for easy assembly

CONSTRUCTION:

- Unit assembles using tapered split sleeves.
- For mobile units, 5" swivel Rubber or Poly casters includes set of 4 casters, (2 with brakes) and 4 donut bumpers.

MATERIAL:

Chrome plated.

OPTIONAL ACCESSORIES

	MODEL #	Qty
5" Rubber Swivel Stem Caster	EC-25	
5" Poly Swivel Stem Caster	EC-26	



NEW YORK
 (800) 645-3166
 Fax: (631) 242-6900

GEORGIA
 (800) 832-1218
 Fax: (770) 775-5625


TEXAS
 (800) 527-0353
 Fax: (972) 932-4795

NEVADA
 (800) 446-8684
 Fax: (775) 972-1578

DETAILS and SPECIFICATIONS

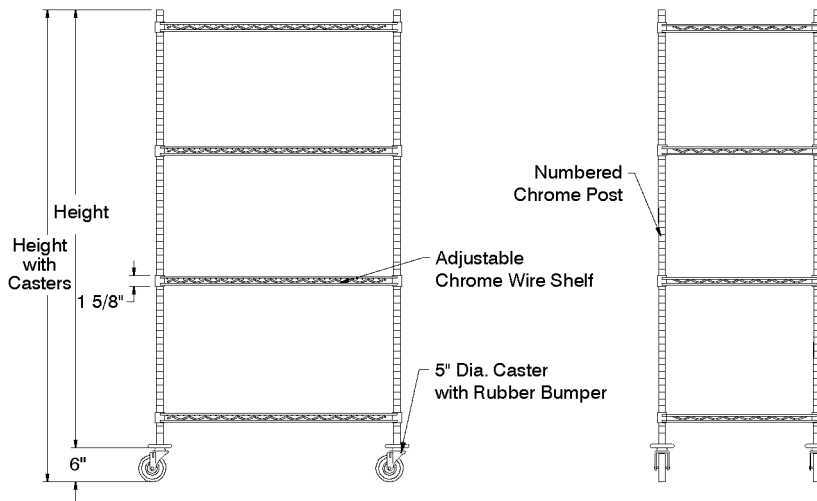
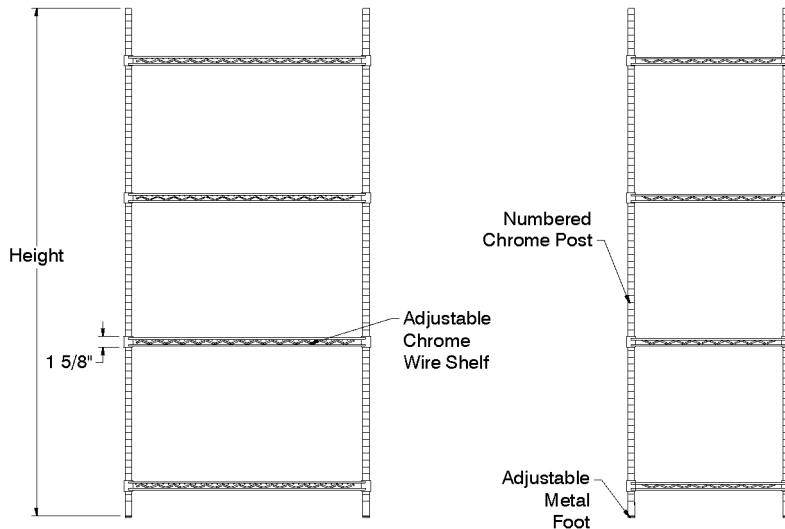
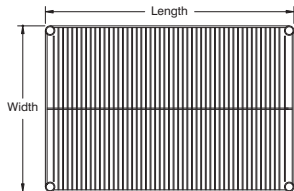
TOL ± .500"

ALL DIMENSIONS ARE TYPICAL



3 Truss Design

(Shelves with 24", 30" & 36" Lengths have two trusses)



With Optional Casters

