



STAINLESS STEEL

# WORK TABLES

## SUPER SAVER Series - 5" Backsplash - Undershelf Style



Item #: \_\_\_\_\_ Qty #: \_\_\_\_\_  
 Model #: \_\_\_\_\_  
 Project #: \_\_\_\_\_

### FEATURES:

Top is furnished with a 1 5/8" sanitary rolled rim edge on front, 1 5/8" square side edges, and a 5" splash with a 1" return on the rear side.

TWO hat channels stud welded to reinforce and maintain a level working surface. 30" and 36" wide tables supplied with THREE hat channels.

Pre-engineered welded angle adapters insure ease of future drawer installation.

Aluminum die cast "leg-to-shelf" clamp secures shelf to leg eliminating unsightly nuts and bolts. Undershelf is adjustable.

### CONSTRUCTION:

All TIG welded. Exposed weld areas polished to match adjacent surfaces.

Entire top mechanically polished to a satin finish.

Top is sound deadened.

Roll formed embossed galvanized hat channels are secured to top by means of structural adhesive and weld studs.

Gussets welded to support hat sections.



**NEW**  
 Rolled Rim Edges on Front & Splash on Back and Square Side Edges



Featuring as Standard: **"THE PROVEN"**  
 ORIGINAL ADVANCE TABCO  
**Adjustable Undershelf with Die Cast Leg Clamp**

### MATERIAL:

#### SKG-SERIES: Stainless Steel Legs & Undershelf

**TOP:** 16 gauge stainless steel type "430" series.

**SHELF:** 18 gauge stainless steel.

**LEGS:** 1 5/8" diameter tubular stainless steel.

Stainless steel gussets.

1" adjustable bullet feet.

#### KAG-SERIES: Galvanized Legs & Undershelf

**TOP:** 16 gauge stainless steel type "430" series.

**SHELF:** 18 gauge galvanized steel.

**LEGS:** 1 5/8" diameter tubular galvanized steel.

Galvanized steel gussets.

1" adjustable bullet feet.

### SKG-Series: Stainless Steel Legs & Undershelf

L	24" Wide	30" Wide	36" Wide
30"	SKG-240	SKG-300	
24"	SKG-242	SKG-302	
36"	SKG-243	SKG-303	SKG-363
48"	SKG-244	SKG-304	SKG-364
60"	SKG-245	SKG-305	SKG-365
72"	SKG-246	SKG-306	SKG-366
84"	SKG-247	SKG-307	SKG-367
96"	SKG-248	SKG-308	SKG-368
108"	SKG-249	SKG-309	SKG-369
120"	SKG-2410	SKG-3010	SKG-3610
132"	SKG-2411	SKG-3011	SKG-3611
144"	SKG-2412	SKG-3012	SKG-3612

### KAG-Series: Galvanized Steel Legs & Undershelf

L	24" Wide	30" Wide	36" Wide
30"	KAG-240	KAG-300	
24"	KAG-242	KAG-302	
36"	KAG-243	KAG-303	KAG-363
48"	KAG-244	KAG-304	KAG-364
60"	KAG-245	KAG-305	KAG-365
72"	KAG-246	KAG-306	KAG-366
84"	KAG-247	KAG-307	KAG-367
96"	KAG-248	KAG-308	KAG-368
108"	KAG-249	KAG-309	KAG-369
120"	KAG-2410	KAG-3010	KAG-3610
132"	KAG-2411	KAG-3011	KAG-3611
144"	KAG-2412	KAG-3012	KAG-3612



Create Your Own Efficient Workstation with the Available Standard Accessories (Visit Section K)



Customer Service Available To Assist You **1-800-645-3166** 8:30 am - 8:00 pm E.S.T.

Email Orders To: [customer@advancetabco.com](mailto:customer@advancetabco.com). For Smart Fabrication™ Quotes, Email To: [smartfab@advancetabco.com](mailto:smartfab@advancetabco.com) or Fax To: 631-586-2933

**NEW YORK**  
 Fax: (631) 242-6900

**GEORGIA**  
 Fax: (770) 775-5625

**TEXAS**  
 Fax: (972) 932-4795

**NEVADA**  
 Fax: (775) 972-1578

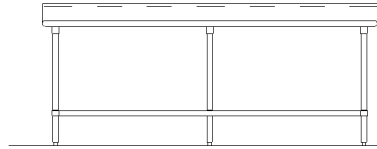
# DETAILS and SPECIFICATIONS

ALL DIMENSIONS ARE TYPICAL TOL ± .500"

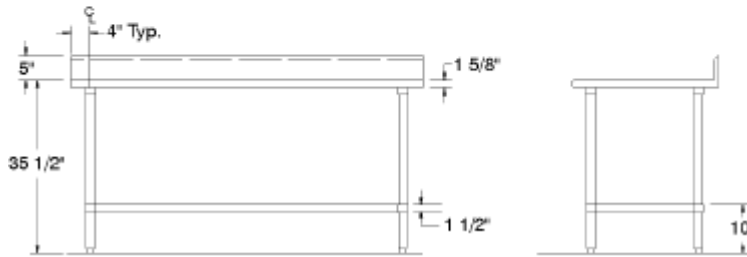
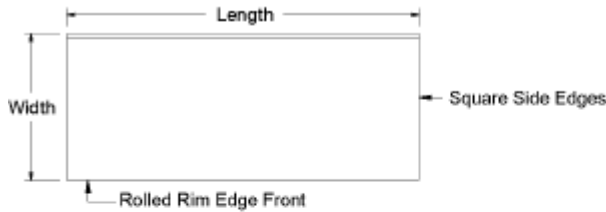
All Units Shipped Unassembled (KD) for Reduced Shipping Costs.

## SKG & KAG Series Undershelf Style 5" Backsplash

Finished size of undershelf = Length minus 5 3/4"  
Width minus 5 3/4"



Units 8ft. and larger are furnished with six (6) legs



### SKG-Series: Stainless Steel Legs & Undershelf

L	24" Wide	Wt.	30" Wide	Wt.	36" Wide	Wt.
30"	SKG-240	55 lbs.	SKG-300	70 lbs.		
24"	SKG-242	50 lbs.	SKG-302	56 lbs.		
36"	SKG-243	66 lbs.	SKG-303	77 lbs.	SKG-363	92 lbs.
48"	SKG-244	81 lbs.	SKG-304	92 lbs.	SKG-364	101 lbs.
60"	SKG-245	95 lbs.	SKG-305	111 lbs.	SKG-365	121 lbs.
72"	SKG-246	113 lbs.	SKG-306	129 lbs.	SKG-366	142 lbs.
84"	SKG-247	135 lbs.	SKG-307	153 lbs.	SKG-367	169 lbs.
96"	SKG-248	150 lbs.	SKG-308	171 lbs.	SKG-368	189 lbs.
108"	SKG-249	165 lbs.	SKG-309	195 lbs.	SKG-369	260 lbs.
120"	SKG-2410	268 lbs.	SKG-3010	294 lbs.	SKG-3610	315 lbs.
132"	SKG-2411	301 lbs.	SKG-3011	331 lbs.	SKG-3611	358 lbs.
144"	SKG-2412	316 lbs.	SKG-3012	346 lbs.	SKG-3612	373 lbs.

### KAG-Series: Galvanized Steel Legs & Undershelf

L	24" Wide	Wt.	30" Wide	Wt.	36" Wide	Wt.
30"	KAG-240	55 lbs.	KAG-300	70 lbs.		
24"	KAG-242	50 lbs.	KAG-302	56 lbs.		
36"	KAG-243	66 lbs.	KAG-303	77 lbs.	KAG-363	92 lbs.
48"	KAG-244	81 lbs.	KAG-304	92 lbs.	KAG-364	101 lbs.
60"	KAG-245	95 lbs.	KAG-305	111 lbs.	KAG-365	121 lbs.
72"	KAG-246	113 lbs.	KAG-306	129 lbs.	KAG-366	142 lbs.
84"	KAG-247	135 lbs.	KAG-307	153 lbs.	KAG-367	169 lbs.
96"	KAG-248	150 lbs.	KAG-308	171 lbs.	KAG-368	189 lbs.
108"	KAG-249	165 lbs.	KAG-309	195 lbs.	KAG-369	260 lbs.
120"	KAG-2410	268 lbs.	KAG-3010	294 lbs.	KAG-3610	315 lbs.
132"	KAG-2411	301 lbs.	KAG-3011	331 lbs.	KAG-3611	358 lbs.
144"	KAG-2412	316 lbs.	KAG-3012	346 lbs.	KAG-3612	373 lbs.



ADVANCE TABCO is constantly engaged in a program of improving our products. Therefore, we reserve the right to change specifications without prior notice.