



STAINLESS STEEL  
**WORK TABLES**

**STANDARD Series - 1 1/2" Splash - UNDERSHELF Style**



**Item #:** \_\_\_\_\_ **Qty #:** \_\_\_\_\_  
**Model #:** \_\_\_\_\_  
**Project #:** \_\_\_\_\_

**FEATURES:**

Top is furnished with a 1 5/8" sanitary rolled rim edge on front and square sides, and a 1 1/2" splash of single metal thickness on the rear side.

TWO hat channels stud welded to reinforce and maintain a level working surface. 30" and 36" wide tables supplied with THREE hat channels.

Pre-engineered welded angle adapters insure ease of future drawer installation.

Aluminum die cast "leg-to-shelf" clamp secures shelf to leg eliminating unsightly nuts and bolts. Undershelf is adjustable.

**CONSTRUCTION:**

All TIG welded. Exposed weld areas polished to match adjacent surfaces.

Entire top mechanically polished to a satin finish.

Top is sound deadened.


Roll formed embossed galvanized hat channels are secured to top by means of structural adhesive and weld studs.

Gussets welded to support hat sections.



**NEW**

**Rolled Rim Edges on Front and Splash on Back and Square Side Edges**



*Featuring as Standard:*  
**"THE PROVEN"**  
**ORIGINAL ADVANCE TABCO Adjustable Undershelf with Die Cast Leg Clamp**

**MATERIAL:**

**FMS-SERIES: Stainless Steel Legs & Undershelf**

**TOP:** 16 gauge stainless steel type "304" series.

**SHELF:** 18 gauge stainless steel.

**LEGS:** 1 5/8" diameter tubular stainless steel.  
 1" adjustable stainless steel bullet feet.  
 Stainless steel gussets.

**FMG-SERIES: Galvanized Legs & Undershelf**

**TOP:** 16 gauge stainless steel type "304" series.

**SHELF:** 18 gauge galvanized steel.

**LEGS:** 1 5/8" diameter tubular galvanized steel.  
 1" adjustable plastic bullet feet.  
 Galvanized steel gussets.

**FMS-Series:  
Stainless Steel Legs & Undershelf**

L	24" Wide	30" Wide	36" Wide
30"	FMS-240	FMS-300	
24"	FMS-242	FMS-302	
36"	FMS-243	FMS-303	FMS-363
48"	FMS-244	FMS-304	FMS-364
60"	FMS-245	FMS-305	FMS-365
72"	FMS-246	FMS-306	FMS-366
84"	FMS-247	FMS-307	FMS-367
96"	FMS-248	FMS-308	FMS-368
108"	FMS-249	FMS-309	FMS-369
120"	FMS-2410	FMS-3010	FMS-3610
132"	FMS-2411	FMS-3011	FMS-3611
144"	FMS-2412	FMS-3012	FMS-3612



**FMG-Series:  
Galvanized Steel Legs & Undershelf**

L	24" Wide	30" Wide	36" Wide
30"	FMG-240	FMG-300	
24"	FMG-242	FMG-302	
36"	FMG-243	FMG-303	FMG-363
48"	FMG-244	FMG-304	FMG-364
60"	FMG-245	FMG-305	FMG-365
72"	FMG-246	FMG-306	FMG-366
84"	FMG-247	FMG-307	FMG-367
96"	FMG-248	FMG-308	FMG-368
108"	FMG-249	FMG-309	FMG-369
120"	FMG-2410	FMG-3010	FMG-3610
132"	FMG-2411	FMG-3011	FMG-3611
144"	FMG-2412	FMG-3012	FMG-3612

**Create Your Own Efficient Workstation with the Available Standard Accessories (Visit Section K)**



**Customer Service Available To Assist You 1-800-645-3166 8:30 am - 8:00 pm E.S.T.**

Email Orders To: customer@advancetabco.com. For Smart Fabrication™ Quotes, Email To: smartfab@advancetabco.com or Fax To: 631-586-2933

**NEW YORK**  
Fax: (631) 242-6900

**GEORGIA**  
Fax: (770) 775-5625

**TEXAS**  
Fax: (972) 932-4795

**NEVADA**  
Fax: (775) 972-1578

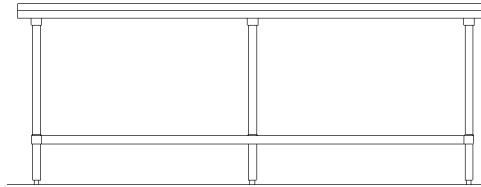
# DIMENSIONS and SPECIFICATIONS

ALL DIMENSIONS ARE TYPICAL TOL ± .500"

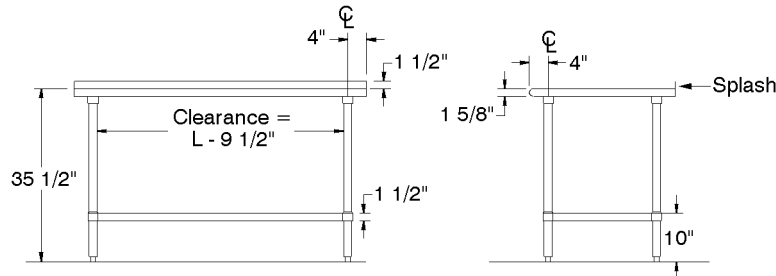
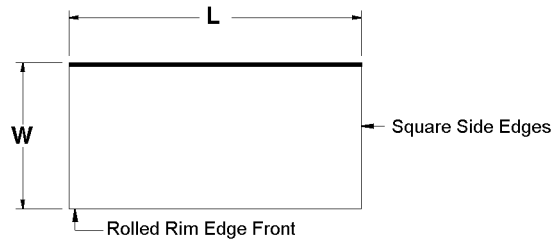
All Units Shipped Unassembled (KD) for Reduced Shipping Costs.

## FMS & FMG Series UNDERSHELF Style 1 1/2" Backsplash

Finished size of undershelf = Length minus 5 3/4"  
Width minus 5 3/4"



Units 8ft. and larger are furnished with six (6) legs



### FMS-Series: Stainless Steel Legs & Undershelf

L	24" Wide	Wt.	30" Wide	Wt.	36" Wide	Wt.
30"	FMS-240	49 lbs.	FMS-300	65 lbs.		
24"	FMS-242	31 lbs.	FMS-302	55 lbs.		
36"	FMS-243	64 lbs.	FMS-303	72 lbs.	FMS-363	88 lbs.
48"	FMS-244	79 lbs.	FMS-304	89 lbs.	FMS-364	98 lbs.
60"	FMS-245	92 lbs.	FMS-305	107 lbs.	FMS-365	118 lbs.
72"	FMS-246	109 lbs.	FMS-306	125 lbs.	FMS-366	138 lbs.
84"	FMS-247	130 lbs.	FMS-307	148 lbs.	FMS-367	164 lbs.
96"	FMS-248	145 lbs.	FMS-308	166 lbs.	FMS-368	184 lbs.
108"	FMS-249	161 lbs.	FMS-309	176 lbs.	FMS-369	190 lbs.
120"	FMS-2410	261 lbs.	FMS-3010	287 lbs.	FMS-3610	308 lbs.
132"	FMS-2411	293 lbs.	FMS-3011	324 lbs.	FMS-3611	358 lbs.
144"	FMS-2412	308 lbs.	FMS-3012	339 lbs.	FMS-3612	373 lbs.

### FMG-Series: Galvanized Steel Legs & Undershelf

L	24" Wide	Wt.	30" Wide	Wt.	36" Wide	Wt.
30"	FMG-240	49 lbs.	FMG-300	65 lbs.		
24"	FMG-242	31 lbs.	FMG-302	55 lbs.		
36"	FMG-243	64 lbs.	FMG-303	72 lbs.	FMG-363	88 lbs.
48"	FMG-244	79 lbs.	FMG-304	89 lbs.	FMG-364	98 lbs.
60"	FMG-245	92 lbs.	FMG-305	107 lbs.	FMG-365	118 lbs.
72"	FMG-246	109 lbs.	FMG-306	125 lbs.	FMG-366	138 lbs.
84"	FMG-247	130 lbs.	FMG-307	148 lbs.	FMG-367	164 lbs.
96"	FMG-248	145 lbs.	FMG-308	166 lbs.	FMG-368	184 lbs.
108"	FMG-249	161 lbs.	FMG-309	176 lbs.	FMG-369	190 lbs.
120"	FMG-2410	261 lbs.	FMG-3010	287 lbs.	FMG-3610	308 lbs.
132"	FMG-2411	293 lbs.	FMG-3011	324 lbs.	FMG-3611	358 lbs.
144"	FMG-2412	308 lbs.	FMG-3012	339 lbs.	FMG-3612	373 lbs.

