

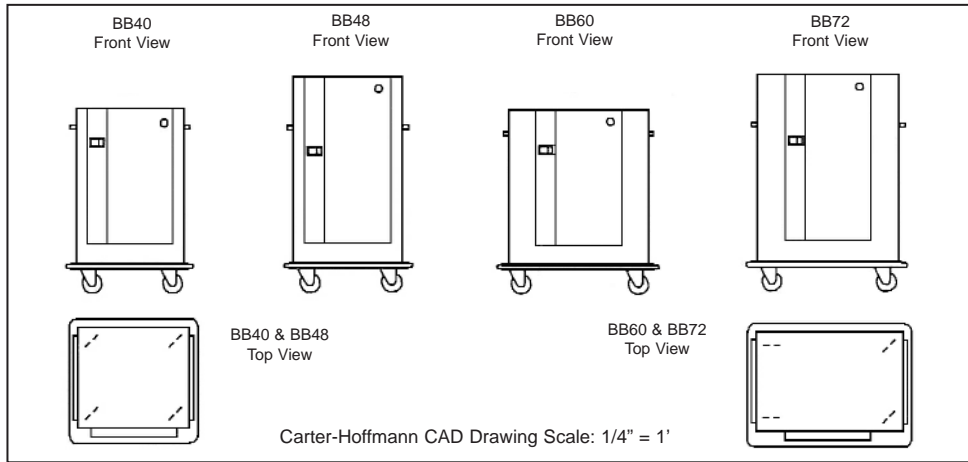


BB40, BB48, BB60 & BB72 BANQUET CARTERS for plates 8-3/4" to 10-1/2" in diameter

CARTER-HOFFMANN



FOOD SERVICE EQUIPMENT
BANQUET CARTS



Carter-Hoffmann CAD Drawing Scale: 1/4" = 1'

Model Number	Plate Capacity*			Number of Shelves	Clearance Between Shelves		Shelf Size		Overall Dimensions						Caster Diameter		Shipping Weight	
	with "P" carriers	with "C" carriers	without carriers		in	mm	in	mm	Height		Depth		Width		in	mm	lbs	kgs
<input type="checkbox"/> BB40	40	40	48	2	16	330	24x22	610x559	46 1/4	1175	30 1/2	775	32	813	6	152	230	105
# carriers	4 (10P)	4 (10C)	-															
<input type="checkbox"/> BB48	48	48	60	3	13	406	24x22	610x559	54	1372	30 1/2	775	32	813	6	152	265	120
# carriers	6 (8P)	6 (8C)	-															
<input type="checkbox"/> BB60	60	60	72	2	16	406	32x22	838x559	46 1/4	1175	30 1/2	775	40 1/2	1029	6	152	290	132
# carriers	6 (10P)	6 (10C)	-															
<input type="checkbox"/> BB72	72	72	90	3	13	330	32x22	838x559	54	11372	30 1/2	775	40 1/2	1029	6	152	310	141
# carriers	9 (8P)	9 (8C)	-															

*Capacity based on common plate depth and combined plate/cover height of 2.5". Due to the variety of plate thicknesses and depths, as well as plate cover heights; actual capacity may vary.

CONSTRUCTION... Completely welded double wall cabinet construction with outer cabinet formed and welded to base. All seams turned in to eliminate raw edges.

CABINET MATERIAL... All stainless steel construction; 20 gauge polished exterior and 24 gauge interior.

BASE FRAME... 12 gauge stainless steel full depth bolsters with 1"x1" stainless steel perimeter channel supports.

CASTERS... 6" diameter, industrial grade polyurethane casters. Two swivel and two rigid. Sealed roller axle bearing and double ball bearing swivel. Plate mounted and bolted to base in offset "wheel ahead" pattern. Two casters fitted with brakes.

BUMPER... Non-marking gray vinyl bumper set in heavy duty 3/16" extruded aluminum frame with reinforced corner "cut-outs."

INSULATION... 1" thick high density continuous wrap-around type fiberglass insulation with 1 1/2" thickness on top.

GASKET... High temperature silicone gasket.

DOORS... Welded double stainless steel door. Filled with 1" thick fiberglass insulation.

HINGES... Concealed, stainless steel hinge with 5/16" pin.

PUSH HANDLES... Two horizontal full width stainless steel tubular push handles with back-up plates. Mounted to each end of the cabinet.

LATCHES... Flush mounted, heavy-duty sliding latch(es) with exclusive grip handle.

SHELVES... Welded, duplex nickel-plated removable wire shelves.

THERMOMETER... Dial type with remote sensing bulb and sensing bulb protector. Mounted to door.

HEATING SYSTEM... Bottom mounted heater. Stainless steel construction. Removable without tools. 1600 watt inconel-sheathed heating element. High impedance protected, internally cooled

fan motor. Full range thermostat and power indicating light.

ELECTRICAL CHARACTERISTICS... Operates on 120 volts, 60 cycle, single phase, 1650 watts, 13.7 amps. Ten foot rubber cord with 3 prong grounding plug. NEMA 5-15P plug.

PERFORMANCE... Capable of heating to 200° F (94° C). Preheat to 160° F (71° C) in approximately 20 minutes.

ACCESSORIES/OPTIONS...

- ☐ 4 wheel brakes
- ☐ Alternate electrical configurations
- ☐ On/Off heater toggle switch
- ☐ Top mounted transport latch
- ☐ Locking paddle latch
- ☐ Lexan thermometer cover
- ☐ Cold plate
- ☐ Alternate caster sizes & types
- ☐ Menu card holder
- ☐ Plate carriers - specify open "P" type or covered plate "C" type

Specifications subject to change through product improvement & innovation.

SPECIFICATIONS



NSF/ANSI 4

CARTER-HOFFMANN
1551 McCormick Ave., Mundelein, IL 60060
(847) 362-5500 • (800) 323-9793 • Fax (847) 367-8981
www.carter-hoffmann.com

Suburban Bowery



Printed in U.S.A. B25 0412
Carter-Hoffmann is a trademark of Carter-Hoffmann LLC.

FEATURES & BENEFITS

BB40, BB48, BB60 & BB72 BANQUET CARTERS

Since 1947, Foodservice Equipment That Delivers!

DOUBLE WALL STAINLESS STEEL CABINET...

Strongest, most durable materials for long life. High density 1" thick fiberglass in walls and door, 1 1/2" thick on top for maximum heat retention.

HEAVY-DUTY STAINLESS STEEL BASE FRAME...

12 gauge caster bolsters with perimeter frame for rugged use and added durability.



BB48

shown with optional transport latch

COMPLETELY WELDED TURNED-IN SEAM CONSTRUCTION...

Adds rigidity to entire cabinet and eliminates raw edges for ease of cleaning and safety.

WRAP-AROUND BUMPER...

Full perimeter aluminum bumper with non-marking gray vinyl insert. Protects cart and facility walls from damage.

6" DIAMETER INDUSTRIAL GRADE CASTERS WITH POLYURETHANE TREAD...


Long lasting and easy rolling for maximum load and minimum maintenance. Two swivel and two rigid. Swivel casters fitted with brakes. Mounted to base in offset wheel-ahead pattern for easy rolling over uneven surfaces.

HIGH PERFORMANCE REMOVABLE HEATER...

Blower system for fast heat up, recovery and even heat distribution throughout cabinet. Removable without tools for easy service and cabinet cleaning.


REMOVABLE WIRE SHELVES...

Welded, duplex nickel-plated with reinforced shelf clips. Sturdy for heavy plate loads and removable for cleaning.



**"C" carrier for
covered plates**

OPTIONAL PLATE CARRIERS... "P" or "C" carriers are available. "P" type holds 8-3/4" to 10-1/2" diameter open plates while "C" type holds up to 10-1/2" diameter covered plates. Specify type, if any, when ordering. Carriers will hold plates 4-high (8C or 8P) in carts with 13" shelf spacing and 5-high (10C or 10P) in carts with 16" shelf spacing. See table on front page for types and quantities that will fit in each cart.



**"P" carrier for
open plates**

1551 McCormick Avenue, Mundelein, Illinois 60060
Tel. (847)362-5500 • (800)323-9793 • Fax (847)367-8981
www.carter-hoffmann.com



NSF/ANSI 4